



Costain Villas

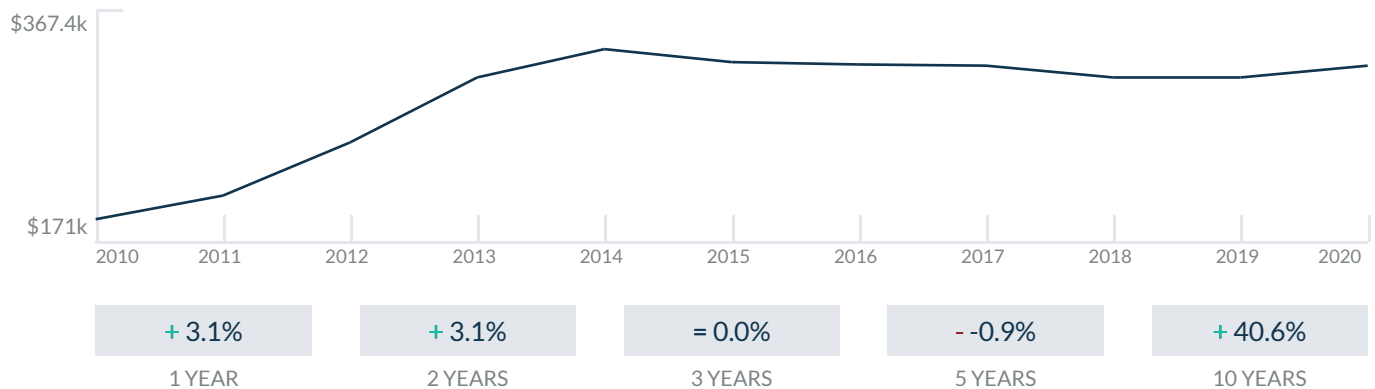
21242 Harbor Way
Aventura, FL 33180

Every month we compile this comprehensive market report focus on Costain Villas in this convenient and easy to read format. Our datas comes from more than six different sources including MLS Associations, County Offices and Financial Institutions. Get this report for free every month on our website costainvillasaventura.com.

Property Stats

POSTAL CODE 33180

The property stats graph represents the median price evolution since ten years in your postal code area.



Similar Properties

DAYS ON THE MARKET

Everyday 3 months we monitor how many days it takes for similar properties to be sold. This is also a good indicator to know when to buy or sale!



Mortgage Rates

PER YEAR

Understanding mortgage economics is important when you want to buy with a loan. Below is the historical yearly average mortgage rates in the Unites States retrieved from Freddie Mac©

30 YEARS FIXED 4.4%



15 YEARS FIXED 3.9%



5/1-YEAR ADJUSTABLE 3.9%



Schools

CLOSEST

Having good schools nearby is important if you have kids or plan to rent or sell your home. Ratings are retrieved from the leading independent and nonprofit GreatSchools©

ELEMENTARY SCHOOL	MIDDLE SCHOOL	HIGH SCHOOL
Aventura City Of Excellence School	Hollywood Academy of Arts and Science Middle School	Palmdale High School
10/10	10/10	3/10

Insights

IN COSTAIN VILLAS

Below the average listing prices of available unit per property type.

1 BED

\$115,000
AVERAGE PRICE

1 FOR SALE
0 FOR RENT

6.2% to 6.2%

CAP RATE

Yearly net income when rent

10.9%

NEGOTIABILITY

What you can negotiate




Sale within the last month

Activity

SOLD OR RENTED

Below the latest transactions reported by the local MLS Association for Costain Villas



\$159,000



UNIT 215

SOLD | JUL 2020



\$4,700



UNIT

RENTED | JUL 2020



\$6,000



UNIT

RENTED | JUL 2020




\$6,500



UNIT

RENTED | JUL 2020

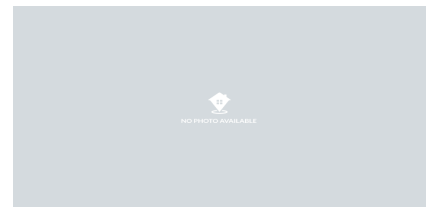


\$18,000



UNIT

RENTED | JUL 2020



\$4,450



UNIT

RENTED | JUL 2020

Sold

LAST 20 PROPERTIES SOLD IN COSTAIN VILLAS

Unit	Price	Beds/Baths	\$/Sqft	Sqft	Buying Date	Days on Market
215	\$159,000	2/2	\$150.0	1,060	Jan 2020	221
122	\$149,900	2/2	\$142.8	1,050	Mar 2017	0
321	\$129,500	1/1	\$179.9	720	Sep 2016	131
207	\$115,000	1/1	\$159.7	720	Dec 2014	31
109	\$61,750	1/1	N/A	N/A	May 2010	38
309-A	\$164,900	1/1	\$206.1	800	Oct 2006	83

Rented

LAST 20 PROPERTIES RENTED IN COSTAIN VILLAS

Unit	Price	Beds/Baths	\$/Sqft	Sqft	Rented Date	Days on Market
N/A	\$4,700	5/5	\$1.7	2,770	Sep 2019	174
N/A	\$6,000	4/4	\$2.2	2,770	Aug 2019	17
N/A	\$6,500	5/5	\$2.2	2,902	Jul 2019	96
N/A	\$18,000	6/7	\$2.8	6,335	Dec 2018	N/A
N/A	\$4,450	4/3	\$2.1	2,169	Jun 2018	11
/	\$6,300	5/4	\$2.4	2,586	Jul 2014	27
319	\$950	1/1	\$1.1	850	Dec 2013	111
115	\$700	1/1	\$1.0	700	Apr 2010	97
N/A	\$4,700	5/4	\$1.5	3,200	Dec 2009	42

Currently Listed

ACTIVE LISTINGS 1/1

Unit	Price	Beds/Baths	\$/Sqft	Sqft	Listing Date	Owner
206	\$114,900	1/1	\$164.1	700	Feb 2020	ALARY,DANIE...